

The Magic Neckline Trick

by Mistress Margret Bruce

Cutting the neckline on a garment is one of the most daunting steps towards making garb. At Pennsic many years ago a dear friend showed me this trick and it works every time. You need: a piece of paper, a marker, and the hand of the person who will wear the garment.




Illustration 1: Draw a cross on your paper.




Illustration 2: place first two fingers at short part of cross and make a mark.

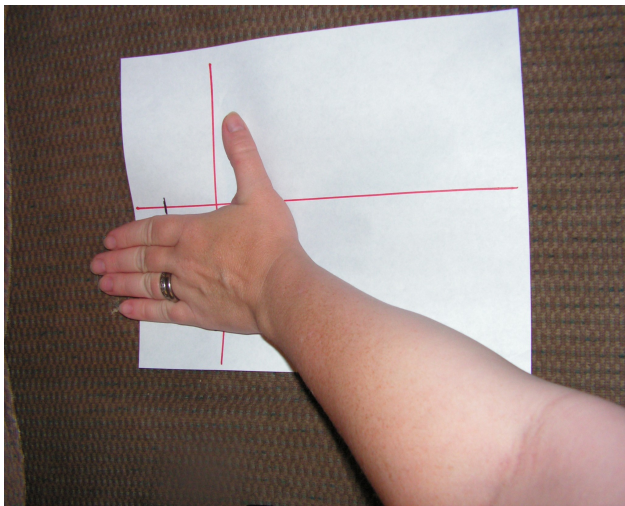


Illustration 3: Lay hand on paper with center of cross at base of thumb and index finger, make mark.




Illustration 4: Repeat on next arm of cross